



S 1-12 e

10 years warranty¹⁾

¹⁾for outdoor melamine resin boards according to our warranty terms



S 1-13 e



S 1 HOBBYLINE

Class D
EN 14468-1



**Quality
made in
Germany**

ArtNo. 240.DEFG/Hi

Delivery will be made without bats and balls.
Subject to technical alterations.



S 1-12 e / S 1-13 e



Field of use
Outdoors



Tabletop
* Melamine resin board 4mm, metal frame 36mm



Net set
Club-EN-stationary



Undercarriage
Automatic (type 4a), black



Wheels
4 double wheels Ø 125mm,
2 wheels are manoeuvrable







Locking system
Hook system



Special features
Bat and ball holder, safety bar



Assembly video
<http://q-r.to/05yU>



S 1-12 e
S 1-13 e

Service: Assembly instructions and information for users are included in delivery. Instruction for use, as well as the service code number (for technical questions or complaints) are to be found on the underside of the table top.

Warranty claim: 2 years (according to legal regulations).

Security advice: The table tennis table has to be placed on level ground and should be secured against rolling away or tipping over.



Field of use

Outdoors. Perfect for beginners. In the playback-position for sole training, too.



Tabletop

* Melamine resin board 4mm, green or blue, limited impact-resistant, resistant against dampness, metal frame 36mm.



Net set

Club-EN-stationary. Net: black. Net set can remain on the table in the playback- or in storage position, it also increases the stability of the table.



Locking system

Hook-system. Simple and automatic click-mechanism in the storage and playing position of the table.



Undercarriage

Tubular-profile 25mm, black, powder-coated.



Wheels

4 double wheels Ø 125mm, 2 wheels are manoeuvrable, allow moving the table on rough ground.



Special features

Bat and ball holder on both sides of the table, for keeping 4 balls and 2 bats each. Safety bar prevents climbing between or staying between the two tabletops.



Assembly video

Practical supplement to the assembly instruction. Step by step to the finished table tennis table - clearly explained in the video. Available via QR code. [Link: http://q-r.to/05yU](http://q-r.to/05yU)



Dimensions

Storage position: L=159cm (with net 180cm) x W=66,5cm x H=188,5cm
Playing position: L=274cm x W (with net)=180cm x H=76cm
(Tabletop in accordance with international dimensions)



Packaging

Type A (single carton)
H=158cm x L=142cm x W=10cm



Weight

Table tennis table 47,5 kg,
with packaging 53 kg